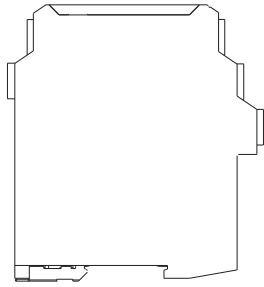



→ Dimension

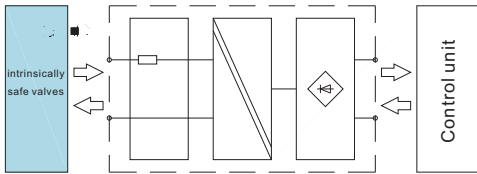
Width × Height × Depth: 2.8 mm × 0 mm × 7 mm



→ Applications

This apparatus is used for transmitting signals between field devices and process control system. It can be used to connect field equipment which is installed in potentially explosive gas environment, and protect the intrinsically safe equipment in a hazardous area by limiting current and limiting voltage.

The apparatus can convert the dry contact or open collector transistor signals from a safe area into current signals to a hazardous area by isolation, It is used to drive intrinsically safe apparatus. The LED indicator on the front side can reflect the apparatus output status.



→ BUS Specification

BUS	Electrical Characteristics
Current	Max. 8 A
Voltage (UL/IEC)	6 kV
Operation temperature	-40 °C ~ + 05 °C

→ Installation

- The apparatus can be installed on the DIN 35 mm standard rail which is corresponding to DIN IEC 607 5. The must be snapped onto the rail, and never slanted or tipped to the side.
- Installation and disassembly steps are shown in following figures:

A. Snap the BUS socket on the DIN 35 rail, as figure A;

B. Snap metal lock onto mounting rail, then rotate the safety barrier, as figure B, press down the safety barrier onto mounting rail, make sure that the BUS connector pins of safety barrier and BUS socket are in close contact.

installation in the control room or high density field cabinet, DIN 35 mm installation is convenient for installation and displacement.

- The devices were designed for use in pollution degree 2 and overvoltage category III as per IEC/EN 60664- . If used in areas with higher pollution degree, the devices need to be protected accordingly.
- Installation position shall not be affected by strong mechanical vibration; impact and electromagnetic induction from signal terminal and power supply, should conformity with the requirements on electromagnetic interference resistance of products in Class 3 industrial field atmosphere stipulated in IEC 6 000-4; the atmosphere shall be free from gases that are corrosive to metal and plastic components.
- The apparatus must be installed, connected and adjusted by qualified personnel in non-hazardous area according with the instruction manual.
- The operator must strictly comply with the relevant local safety standards and guidelines.

→ Supplementary instructions

- Our company reserves the right to change the product information without prior notification to the user. If the contents of the description are different from website or sample, this description shall prevail.